

PPE admissions 2025-26

Further statistics

These statistics are a supplement to the preliminary statistics published on the admissions statistics page of the PPE course website. 1769 (94%) applicants successfully registered for and sat the TSA admissions test. 0 applicants who had not sat the TSA were interviewed and offered a place. 37 applicants applied for deferred entry. Of these, 19 were interviewed, 1 received an offer for 2026, and 7 received an offer for 2027.

1 SHORTLISTING

The factors involved in shortlisting applicants have the following levels of importance:

Information	High	Medium	Low
Pre-Interview Admissions Test (TSA Overall and TSA Essay)	Yes		
GCSE (or equivalent) profile (including cGCSEs)	Yes		
Predicted (or actual) performance at A-Level (or equivalent)	Yes		
UCAS teacher's reference		Yes	
AS-Level module grades			Yes
UCAS personal statement			Yes

Admissions tutors use the full set of information on GCSE performance, including 7/A and 9/8/A* grades. They also use GCSE performance data to assess whether an applicant's grades reflect an under- or over-performance within the context of their school ([the contextual data page on the University website](#) has further information about how contextual data is used).

The preliminary statistics show the distribution of the marks in each component of the TSA for applicants who were not interviewed, those interviewed but not offered a place, and those offered a place, as well as the distribution of GCSE grades, contextualised GCSE scores, and A-Level grades.

2 INTERVIEWS & OFFERS

The characteristics being judged in interview are:

- Application and interest: capacity for sustained study, motivation and interest, an independent and reflective approach to learning;
- Reasoning ability: ability to analyse and solve problems using logical and critical approaches, ability to assess relevance, capacity to construct and critically assess arguments, flexibility and willingness to consider alternative views;
- Communication: willingness and ability to express ideas clearly and effectively on paper and orally; ability to listen; ability to give considered responses.

3 A-LEVEL SUBJECTS

1045 (55%) applicants offered A-levels. Applicants for PPE may have done any combination of subjects at school. History and Maths are useful backgrounds, but are considered not essential.

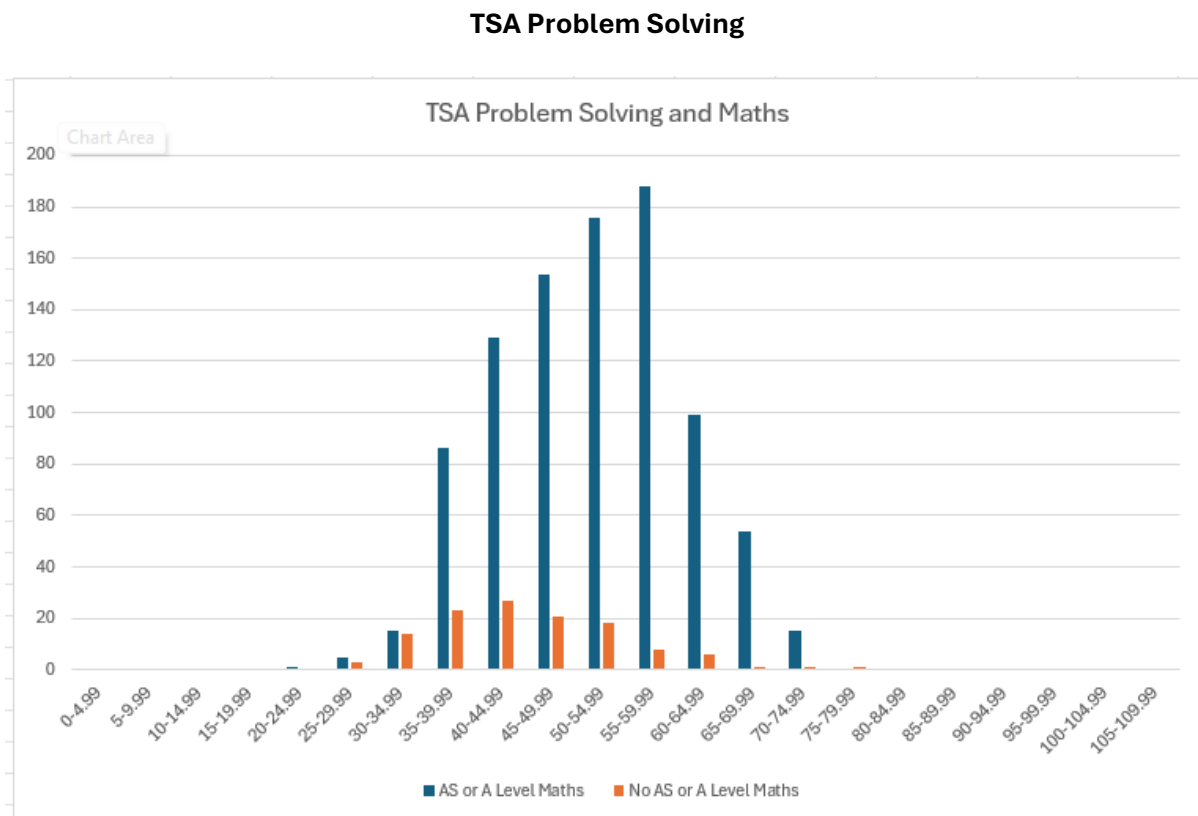
Maths

Although a background in Maths is not formally required for admission, PPE applicants should have sufficient interest in, and aptitude for, maths to cope with the mathematical elements of the course. Maths is a particular advantage for the Economics component of the course, as well as for the first year logic course in Philosophy, and for understanding theories and data in Politics.

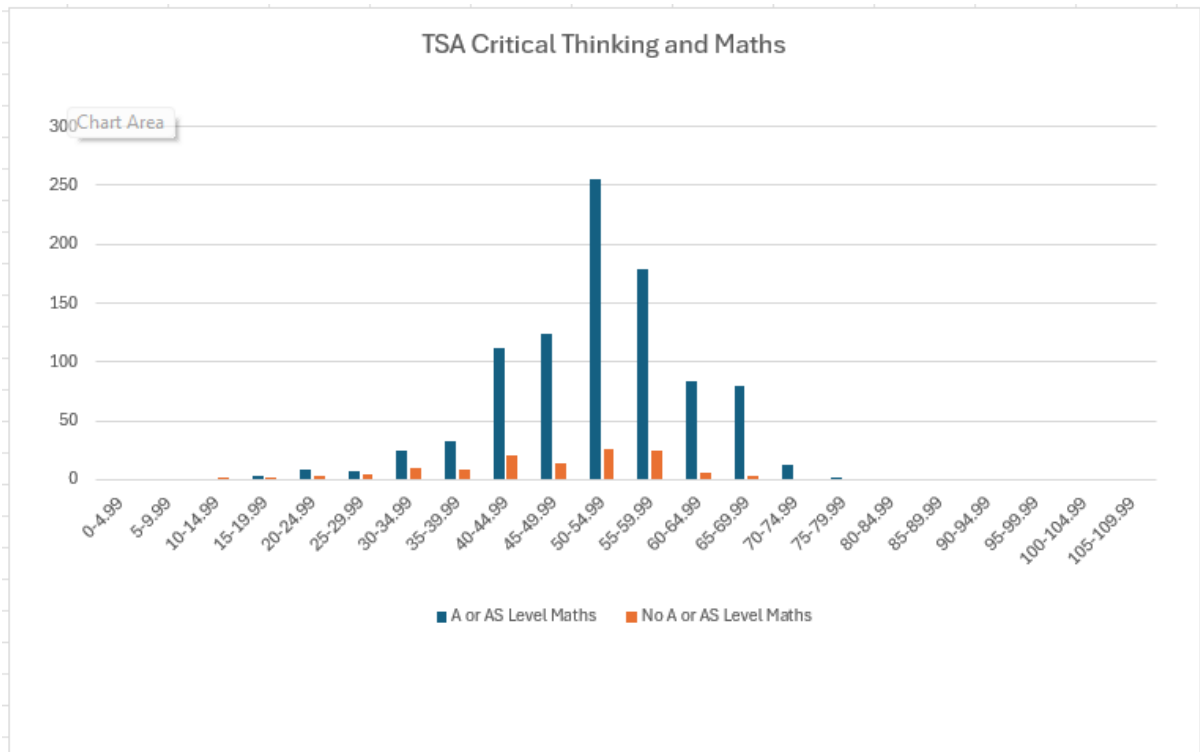
Of the applicants offering A-Levels, 941 had A-Level Maths (or Maths and Further Maths). Of the 467 applicants offering A-Levels who were interviewed, 434 (93%) had A-Level Maths. Of the 180 applicants offering A-Levels who were awarded a place, 172 (96%) had Maths.

The following diagrams show the distribution of marks in the three components of the TSA for A-Level applicants with and without A-Level Maths. For the Problem solving and Critical Thinking sections, scores were scaled based on question difficulty. The average scores for A-Level applicants with Maths were 51.9 (with the highest score being 76), 52 (highest score 75), and 63.3 (out of 100) in the Problem Solving, Critical Thinking, and Essay components respectively. For A-Level applicants without Maths, the average marks were 45, 46.5, and 61.7.

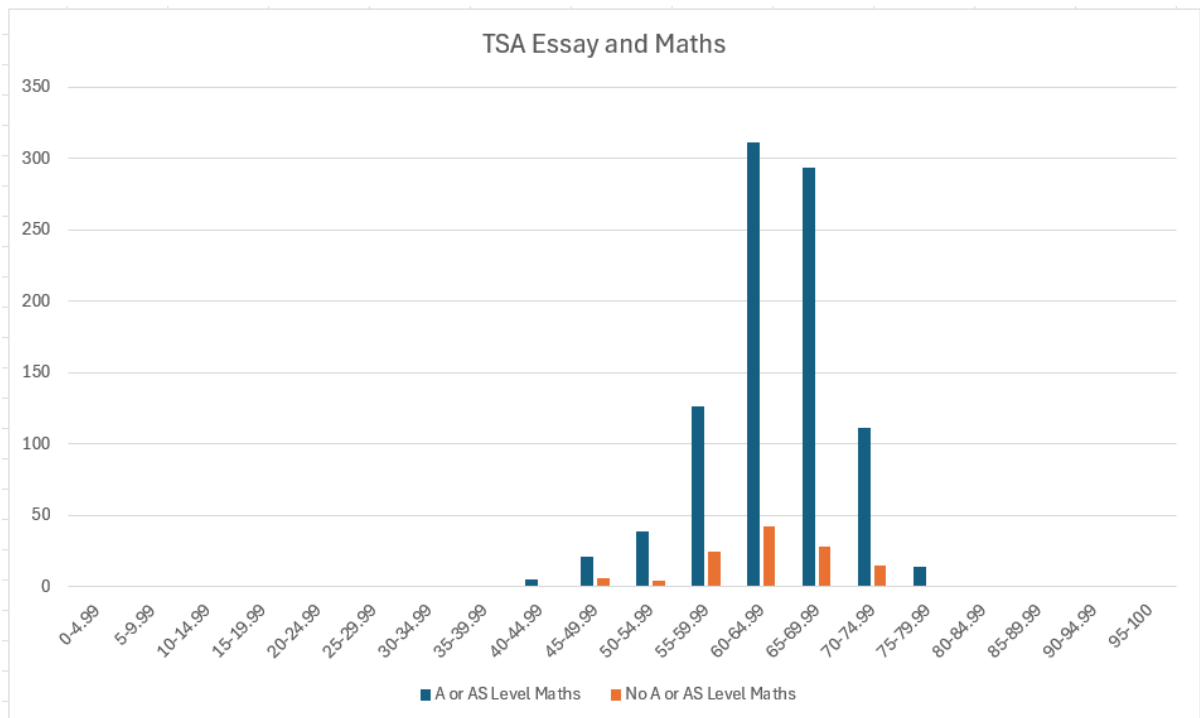
Figure 4: TSA Marks



TSA Critical Thinking



TSA Essay



History

Of the applicants offering A-Levels, 350 (33%) had A-Level History. Of the 467 applicants offering A-Levels who were interviewed, 172 (37%) had History. Of the 180 applicants offering A-Levels who were awarded a place, 74 (41%) had History.

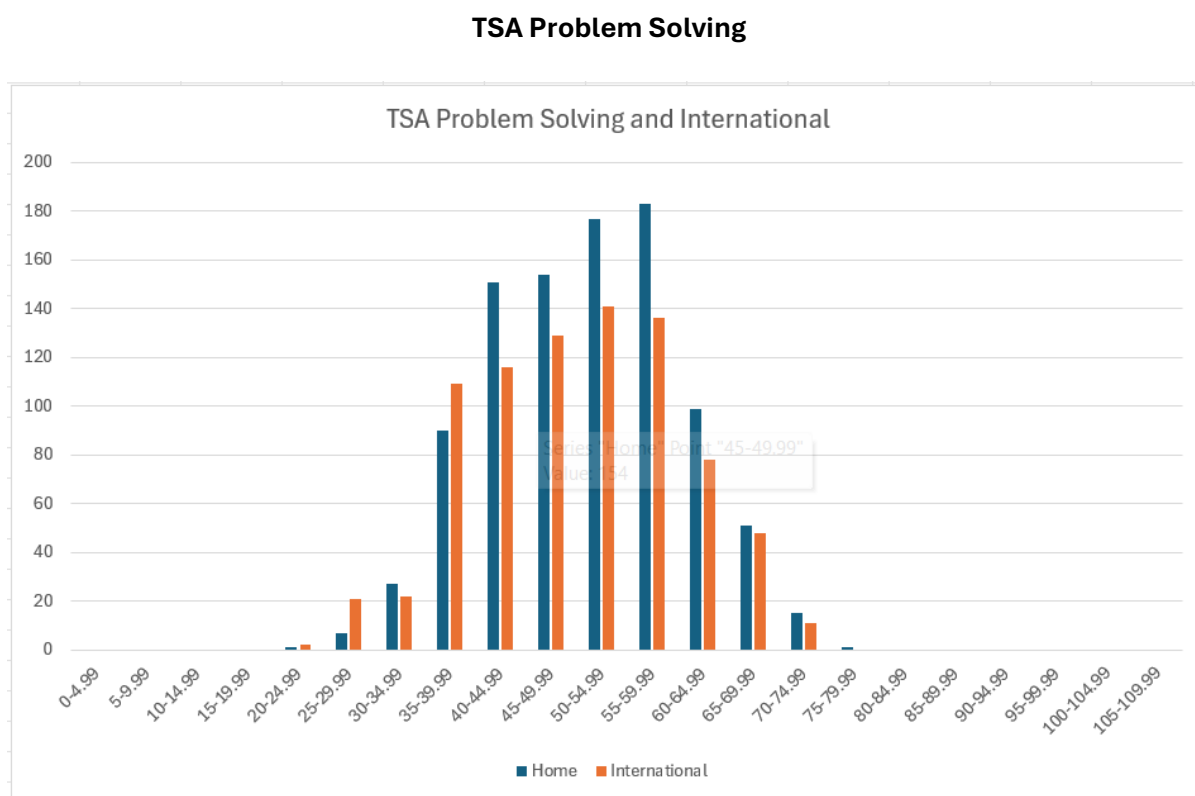
PPE

902 applicants (84% of those with A-Levels) offered at least one A-Level in either Philosophy, Politics/Government, or Economics. Of the 180 applicants offering A-Levels who were awarded places, 144 (80%) had at least one of these subjects. Economics was the most popular of these subjects. It was offered by 735 applicants of those studying A-Levels (70%) and by 114 (63%) of those awarded places. Politics/Government was offered by 415 applicants, and Philosophy by 70 applicants. 12 applicants offered A-Levels in all three subjects.

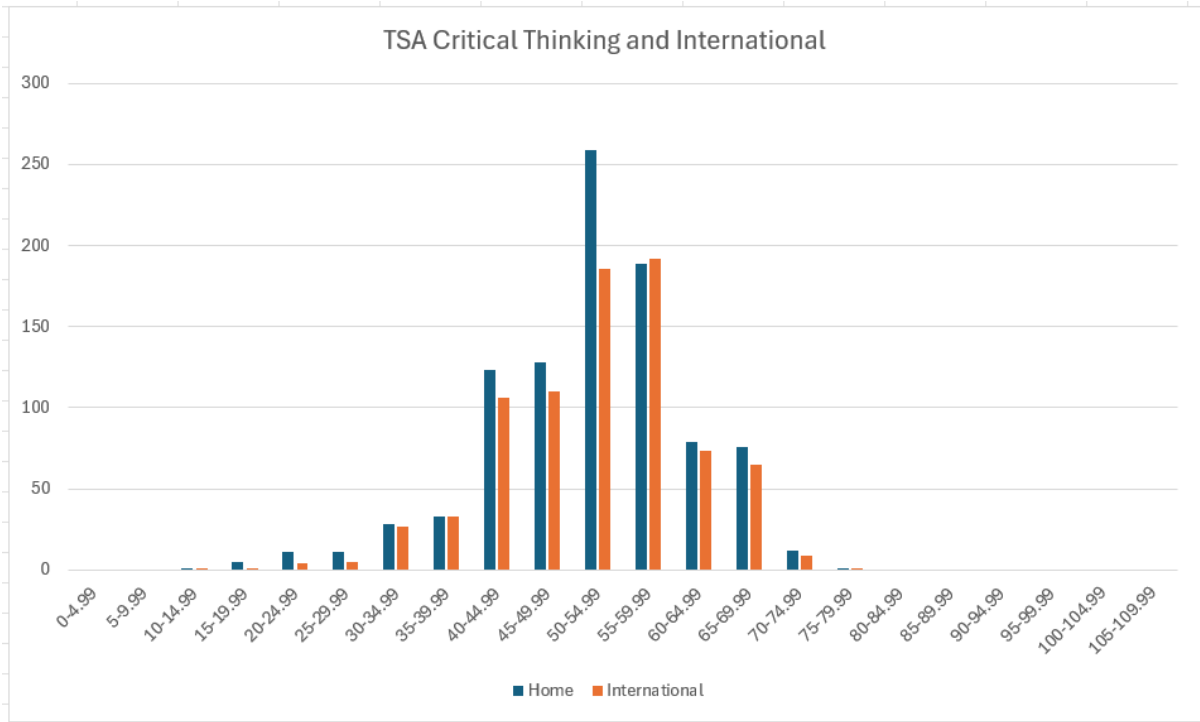
4 INTERNATIONAL APPLICANTS

There were 702 (37%) non-EU international applicants. Of these, 193 were shortlisted for interview (28% of all shortlisted), and 76 were offered places (29% of all placed).

Figure 5: TSA Marks



TSA Critical Thinking



TSA Essay

