

Statistics from the 2018 PPE Admissions Round For 2019 Entry

In 2018 we received 2338 applications for PPE. 719 applicants (31%) were shortlisted for interview. 276 offers of places were made (including Open Offers¹ and Deferred Offers²). 12% of all applicants, and 38% of shortlisted applicants, were successful. 2255 (96%) applicants successfully registered for and sat the TSA admissions test. 1 applicant who had not sat the TSA was interviewed and offered a place. 53 applicants applied for deferred entry. Of these, 24 were interviewed and 10 received an offer for 2020.

1 SHORTLISTING

The factors involved in shortlisting applicants have the following levels of importance:

- High Importance: TSA; GCSE (or similar) profile; predicted performance at A-Level (or equivalent)
- Medium Importance: UCAS reference
- Low Importance: AS Level module grades (or equivalent); UCAS personal statement

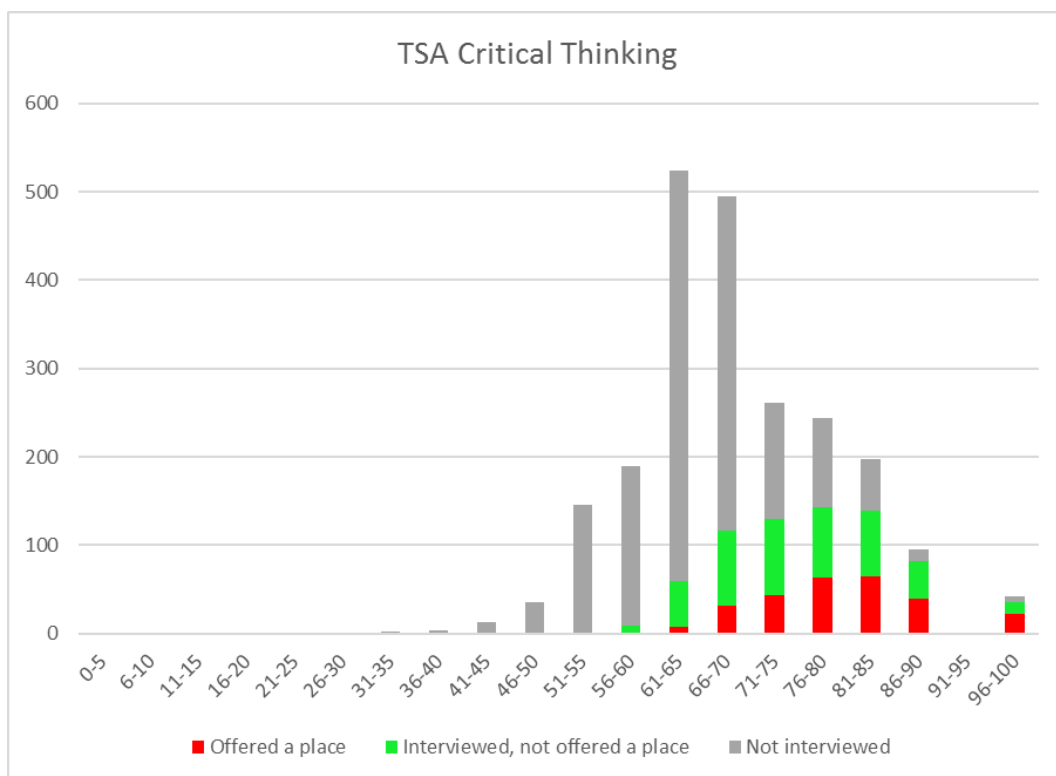
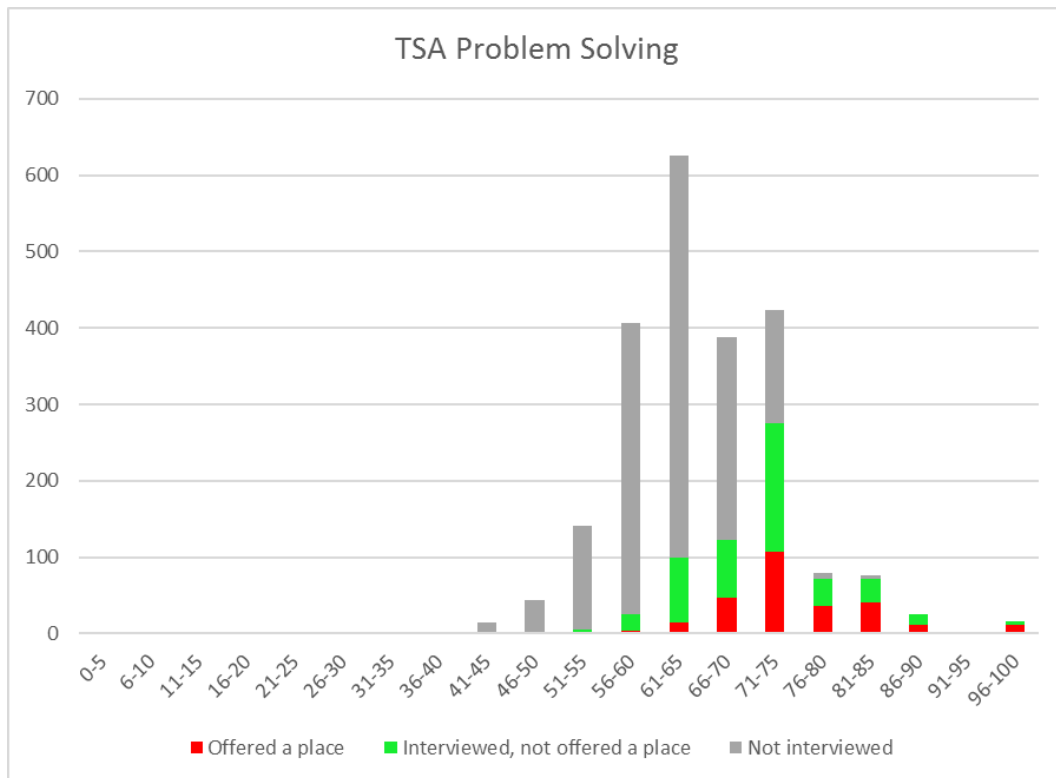
Admissions tutors use the full set of information on GCSE performance, including 7/A and 9/8/A* grades. They also use GCSE performance data to assess whether an applicant's grades reflect an under- or over-performance within the context of their school ([see here](#) for further information about how contextual data is used).

Figure 1 shows the distribution of the marks in each component of the TSA for applicants who were not interviewed, those interviewed but not offered a place, and those offered a place.

¹ Applicants awarded Open Offers are guaranteed a place, subject to the conditions attached to the offer. However, their college is not decided until after exam results are released.

² Applicants awarded Deferred Offers are guaranteed a place, subject to the conditions of the offer, but start the course a year later than applicants awarded normal offers.

Figure 1: TSA Marks



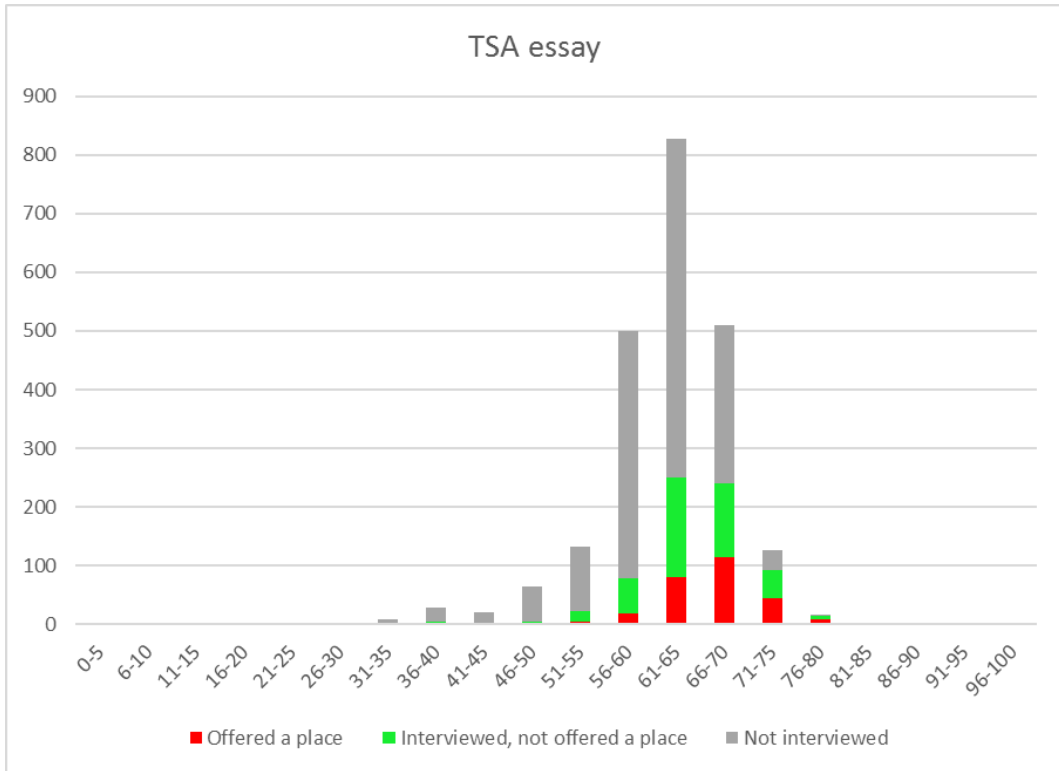
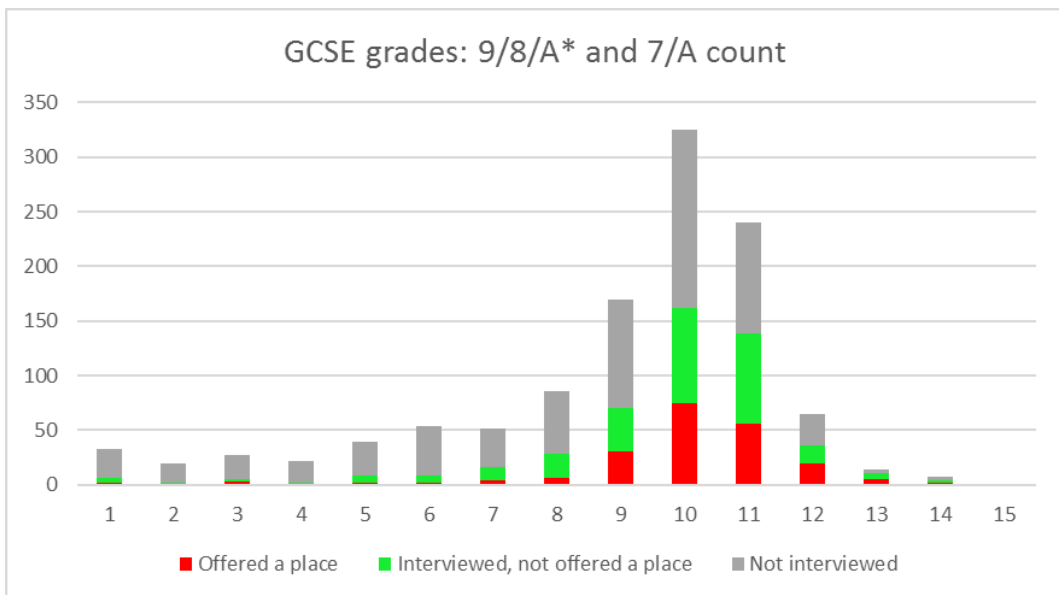


Figure 2 shows the distribution of the number of 7/A's and 9/8/A*'s (panel (a)) and 9/8/A*'s (panel (b)) at GCSE for applicants who were not interviewed, those interviewed but not offered a place, and those offered a place.

Figure 2: GCSE Grades



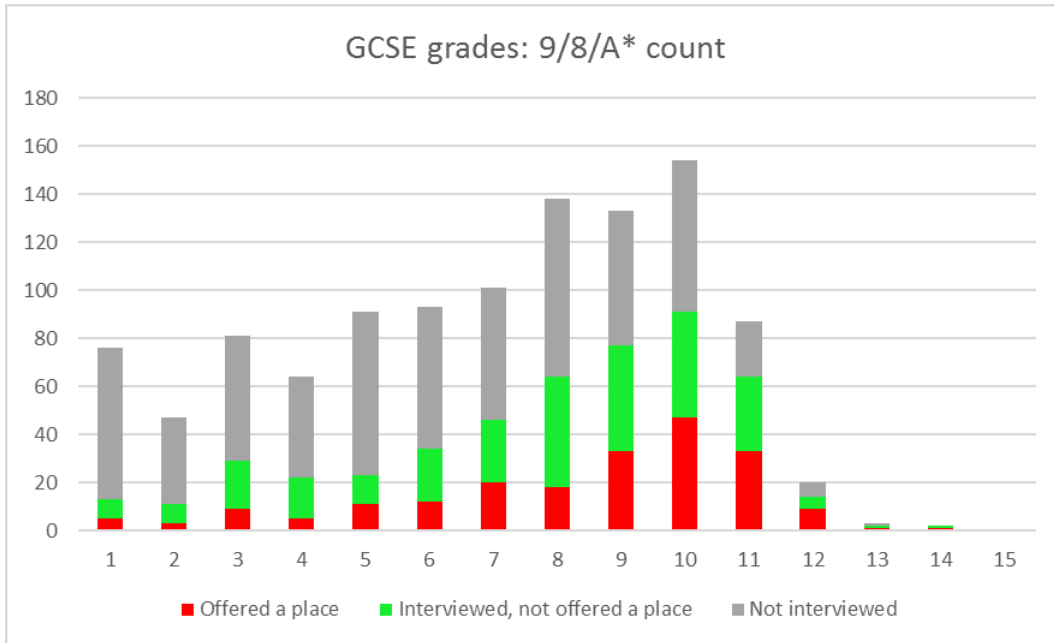
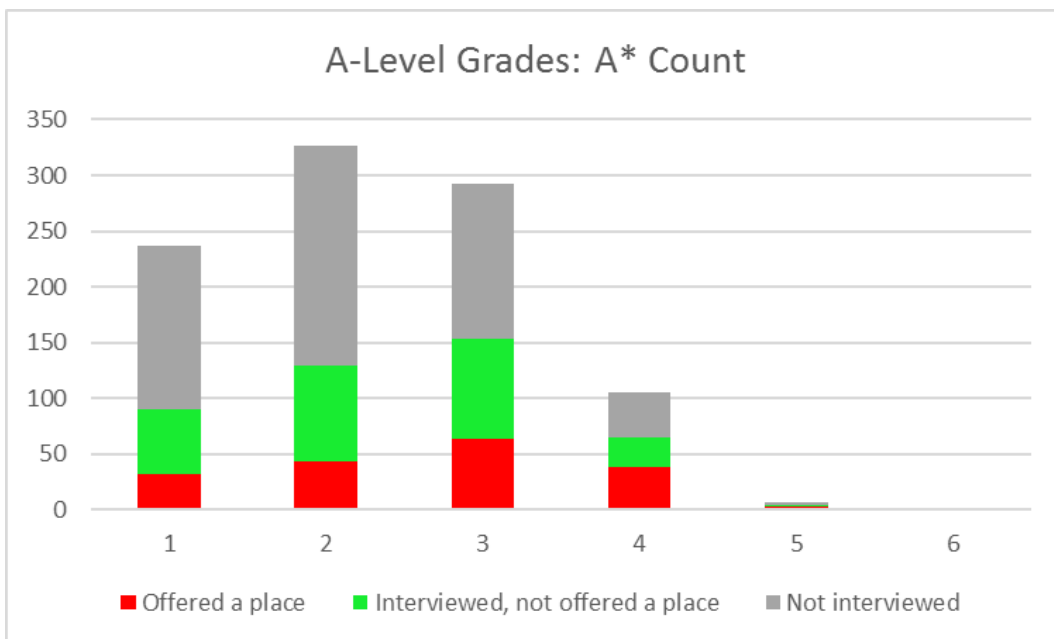


Figure 3 shows the distribution of the number of predicted A*'s at A-Level for applicants who were not interviewed, those interviewed but not offered a place, and those offered a place.

Figure 3: Predicted and Achieved A-Level Grades



2 INTERVIEWS & OFFERS

The characteristics being judged in interview are:

- Application and interest: capacity for sustained study, motivation and interest, an independent and reflective approach to learning;
- Reasoning ability: ability to analyse and solve problems using logical and critical approaches, ability to assess relevance, capacity to construct and critically assess arguments, flexibility and willingness to consider alternative views;
- Communication: willingness and ability to express ideas clearly and effectively on paper and orally; ability to listen; ability to give considered responses.

3 A-LEVEL SUBJECTS

1116 (48%) applicants offered A-levels. Applicants for PPE may have done any combination of subjects at school. History and Maths are useful backgrounds, but are considered not essential.

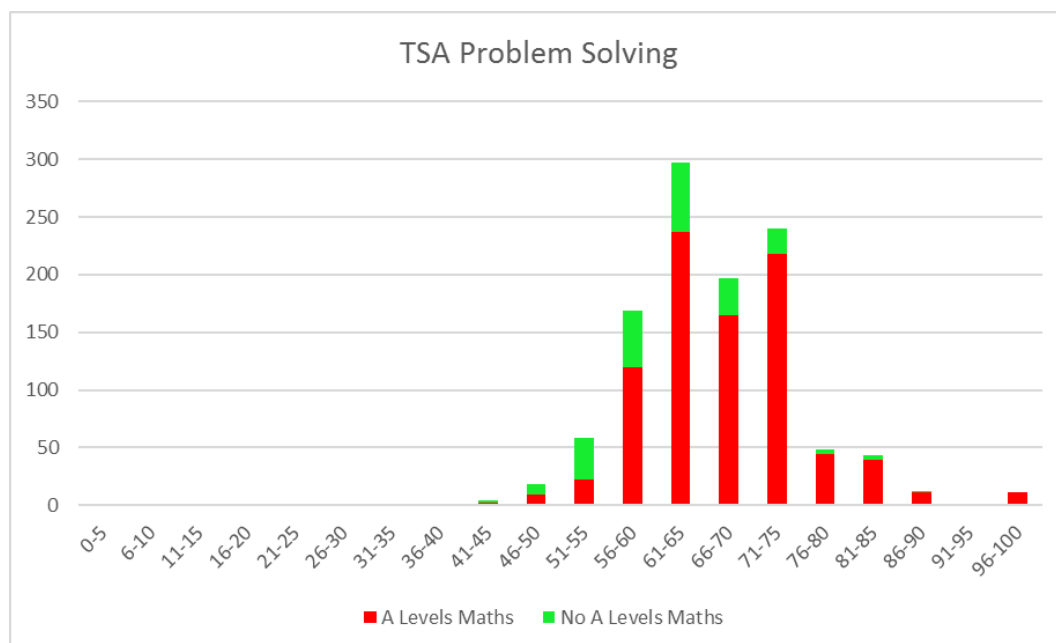
Maths

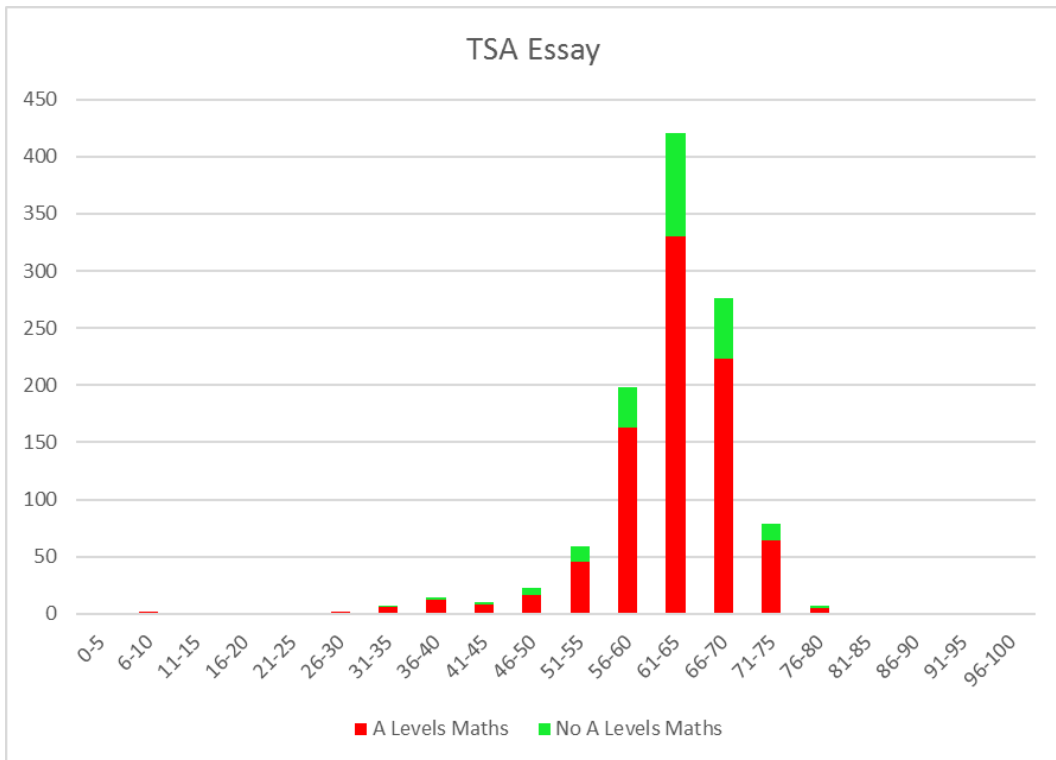
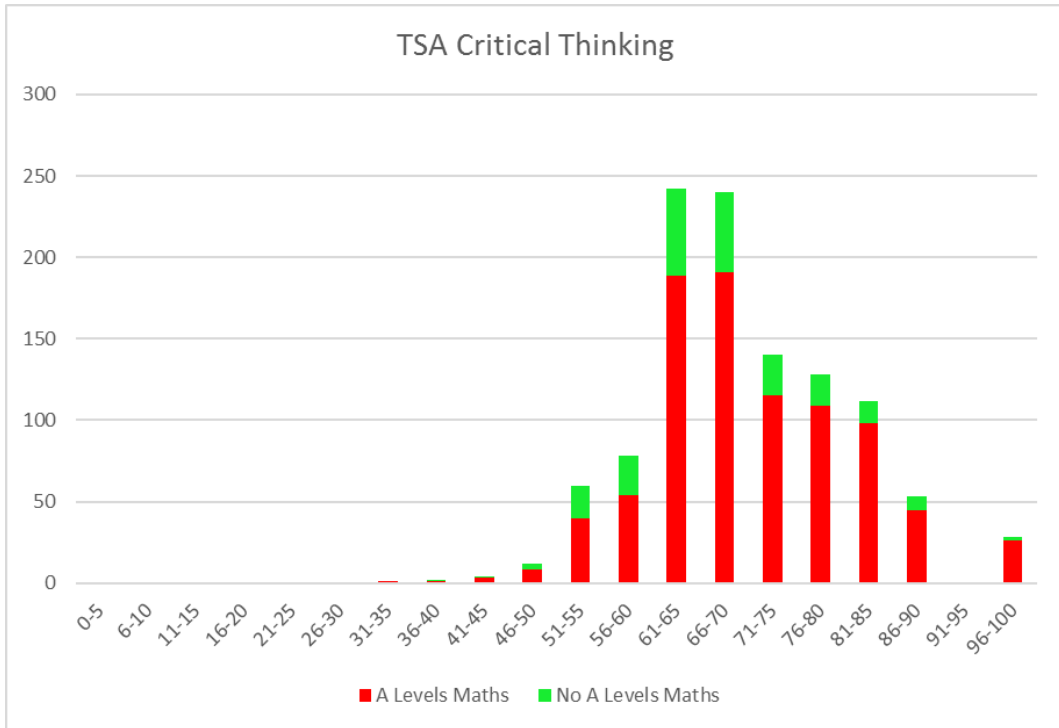
Although a background in Maths is not formally required for admission, PPE applicants should have sufficient interest in, and aptitude for, maths to cope with the mathematical elements of the course. Maths is a particular advantage for the Economics component of the course, as well as for the first year logic course in Philosophy, and for understanding theories and data in Politics.

Of the 1116 applicants offering A-Levels, 891 had Maths (or Maths and Further Maths). Of the 478 applicants offering A-Levels who were interviewed, 413 (86%) had Maths. Of the 192 applicants offering A-Levels who were awarded a place, 171 (89%) had Maths.

The following diagrams show the distribution of marks in the three components of the TSA for A-Level applicants with and without A-Level Maths. The average marks for A-Level applicants with Maths were 67.6, 70.4, and 62.6 in the Problem Solving, Critical Thinking, and Essay components respectively. For A-Level applicants without Maths, the average marks were 61.9, 67.1, and 62.5.

Figure 4: TSA Marks





History

Of the 1116 applicants offering A-Levels, 432 (39%) had A-Level History. Of the 478 applicants offering A-Levels who were interviewed, 211(44%) had History. Of the 192 applicants offering A-Levels who were awarded a place, 93 (48%) had History.

PPE

882 applicants (79%) offered at least one A-Level in either Philosophy, Politics/Government, or Economics. Of the 192 applicants offering A-Levels who were awarded places, 152 (79%) had at least one of these subjects. Economics was the most popular of these subjects. It was offered by 723 applicants of those studying A-Levels (65%) and by 115 (60%) of those awarded places. Politics/Government was offered by 355 applicants, and Philosophy by 40 applicants. 7 applicants offered A-Levels in all three subjects.

4 INTERNATIONAL APPLICANTS

There were 801 (34%) non-EU international applicants. Of these, 168 were shortlisted for interview (23% of all shortlisted), and 55 were offered places (20% of all placed).

Figure 5: TSA Marks

