

PPE admissions 2019-20

Further statistics

These statistics are a supplement to the preliminary statistics published on [the admissions statistics page of the PPE course website](#). 2163 (96%) applicants successfully registered for and sat the TSA admissions test. No applicants who had not sat the TSA were interviewed and offered a place. 46 applicants applied for deferred entry. Of these, 22 were interviewed and 5 received an offer for 2021.

1 SHORTLISTING

The factors involved in shortlisting applicants have the following levels of importance:

- High Importance: TSA; GCSE (or similar) profile; predicted performance at A-Level (or equivalent)
- Medium Importance: UCAS reference
- Low Importance: AS Level module grades (or equivalent); UCAS personal statement

Admissions tutors use the full set of information on GCSE performance, including 7/A and 9/8/A* grades. They also use GCSE performance data to assess whether an applicant's grades reflect an under- or over-performance within the context of their school ([the contextual data page on the University website](#) has further information about how contextual data is used).

The preliminary statistics show the distribution of the marks in each component of the TSA for applicants who were not interviewed, those interviewed but not offered a place, and those offered a place, as well as the distribution of GCSE grades, contextualised GCSE scores, and A-Level grades.

2 INTERVIEWS & OFFERS

The characteristics being judged in interview are:

- Application and interest: capacity for sustained study, motivation and interest, an independent and reflective approach to learning;
- Reasoning ability: ability to analyse and solve problems using logical and critical approaches, ability to assess relevance, capacity to construct and critically assess arguments, flexibility and willingness to consider alternative views;
- Communication: willingness and ability to express ideas clearly and effectively on paper and orally; ability to listen; ability to give considered responses.

3 A-LEVEL SUBJECTS

1085 (49%) applicants offered A-levels. Applicants for PPE may have done any combination of subjects at school. History and Maths are useful backgrounds, but are considered not essential.

Maths

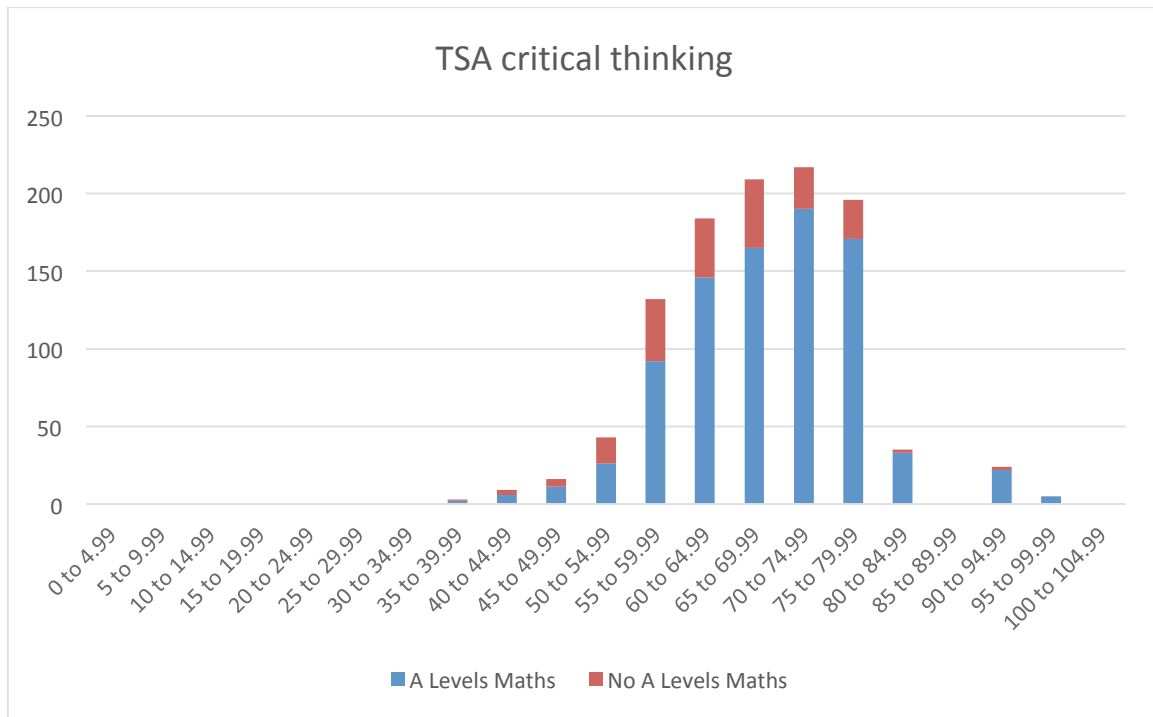
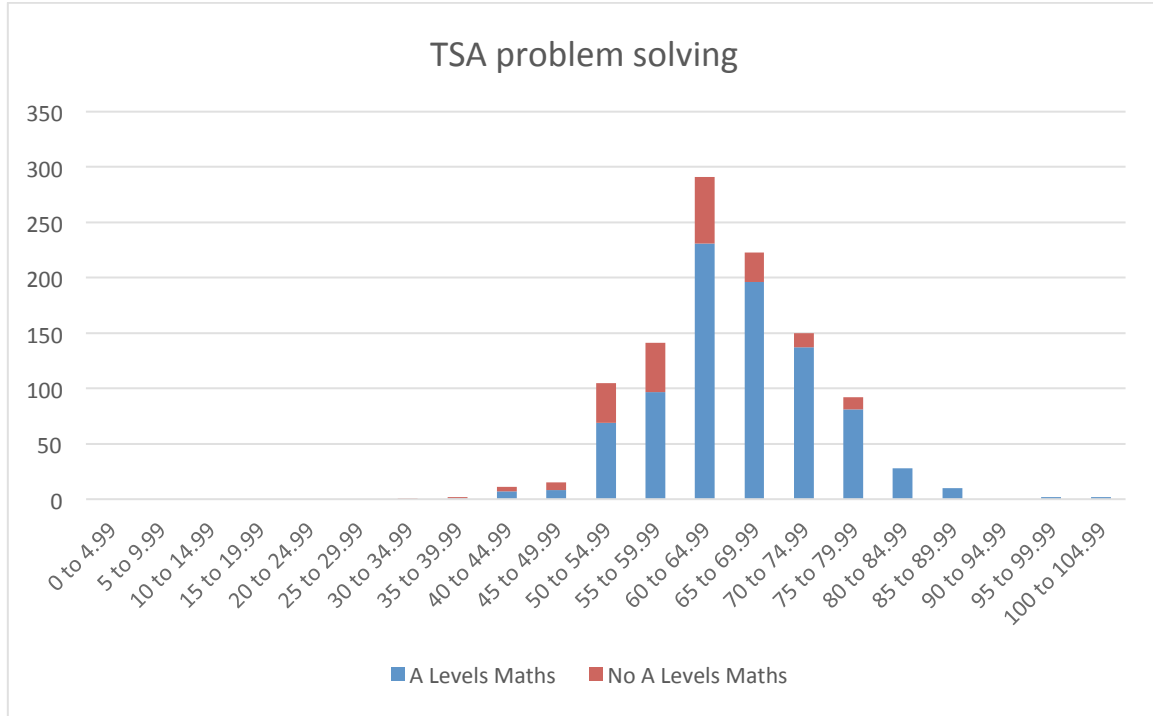
Although a background in Maths is not formally required for admission, PPE applicants should have sufficient interest in, and aptitude for, maths to cope with the mathematical elements of the course. Maths is a particular advantage for the Economics component of the course, as well as for the first year logic course in Philosophy, and for understanding theories and data in Politics.

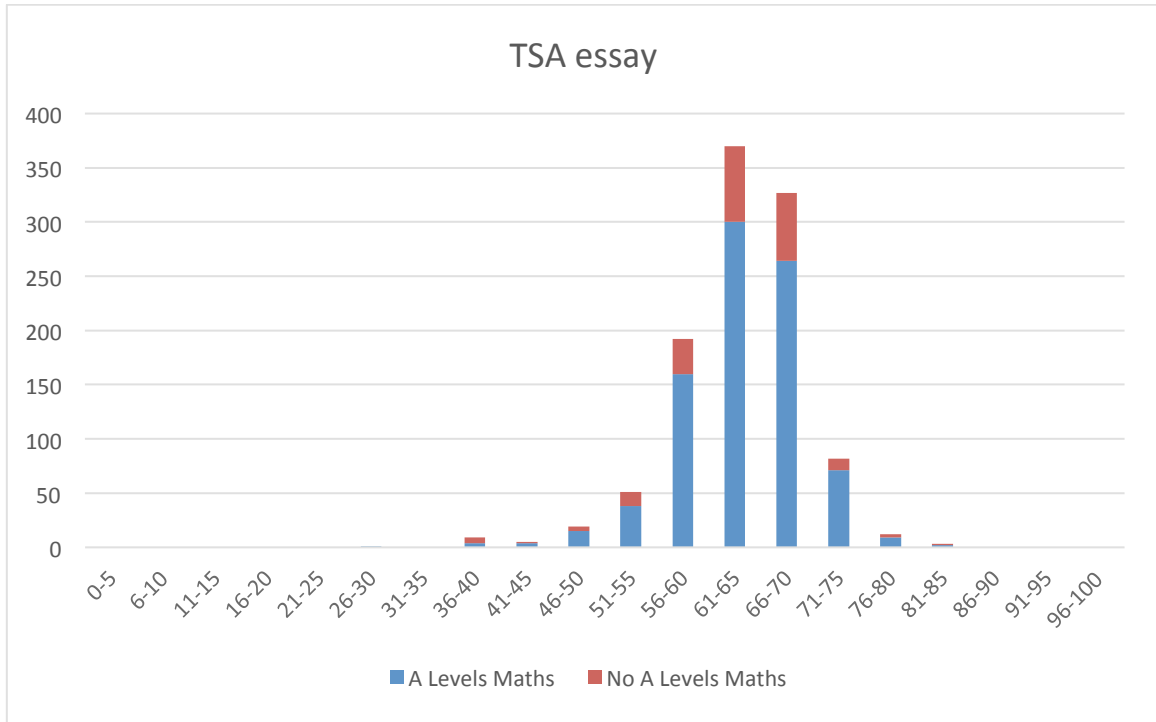
Of the 1116 applicants offering A-Levels, 877 had Maths (or Maths and Further Maths). Of the 453 applicants offering A-Levels who were interviewed, 399 (88%) had Maths. Of the 166 applicants offering A-Levels who were awarded a place, 153 (92%) had Maths.

The following diagrams show the distribution of marks in the three components of the TSA for A-Level applicants with and without A-Level Maths. The average marks for A-Level applicants with Maths

were 66.2, 68.8, and 64.1 in the Problem Solving, Critical Thinking, and Essay components respectively. For A-Level applicants without Maths, the average marks were 60.8, 64.3, and 63.2.

Figure 4: TSA Marks





History

Of the 1085 applicants offering A-Levels, 406 (37%) had A-Level History. Of the 453 applicants offering A-Levels who were interviewed, 186 (41%) had History. Of the 166 applicants offering A-Levels who were awarded a place, 74 (45%) had History.

PPE

798 applicants (74%) offered at least one A-Level in either Philosophy, Politics/Government, or Economics. Of the 166 applicants offering A-Levels who were awarded places, 105 (63%) had at least one of these subjects. Economics was the most popular of these subjects. It was offered by 656 applicants of those studying A-Levels (60%) and by 74 (45%) of those awarded places. Politics/Government was offered by 333 applicants, and Philosophy by 35 applicants. 2 applicants offered A-Levels in all three subjects.

4 INTERNATIONAL APPLICANTS

There were 761 (34%) non-EU international applicants. Of these, 208 were shortlisted for interview (28% of all shortlisted), and 59 were offered places (22% of all placed).

Figure 5: TSA Marks

